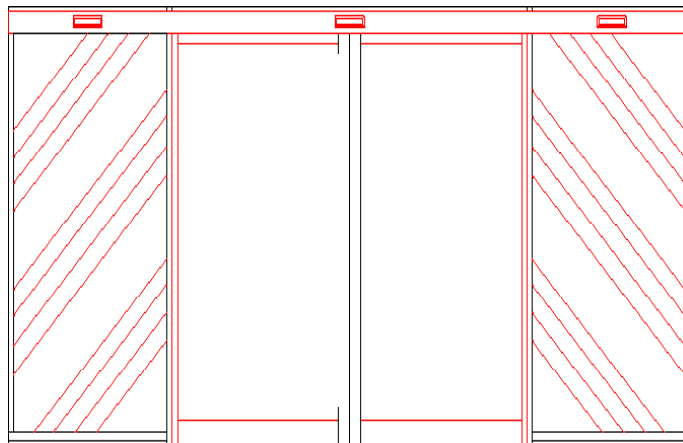
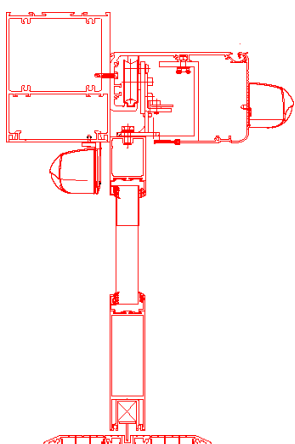
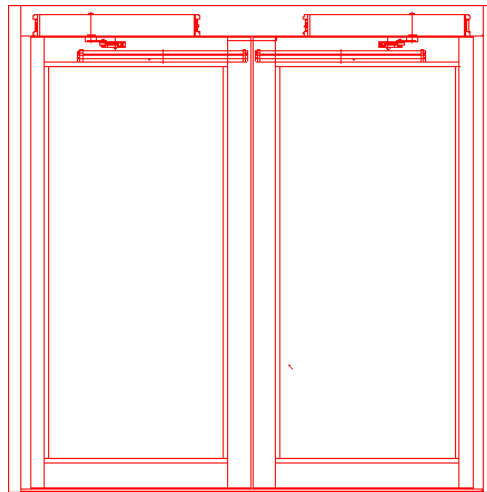
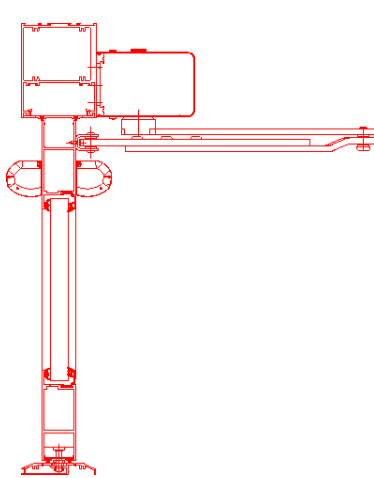




All of our aluminium doors and frames are manufactured locally using standard shopfront sections, to ensure the highest quality finish. We can provide swing and sliding doors to suit any project.

Low level thresholds and wide doors allow for compliance with DDA requirements. An option of thermally broken sections means we can cater for all your needs.

Our installations are carried out by our highly trained and professional employed technicians, who can also automate the doors as they are installed. Frames and doors are delivered by us to ensure there are no 3rd party hold ups. Typical installations are double glazed, but if required we can also single glaze using the same profiles with enhanced beading.



## **FINISH**

*Single RAL colour for non thermally broken doors and a choice of two colours (inside and out) for the thermally broken doors and frames*

## **DIMENSIONS**

*Ground floor treatments only*

## **GLAZING**

*Single glazed*

*Double glazed*

*All safety glass either Heat Soaked Toughened or Laminated*

## **THERMAL PROPERTIES**

*Project specific U Value calculations available on request*